

Quick Glance - Fall 2024



20,151
Headcount



24.7
Average
Age



15.9%
First-Time
Student



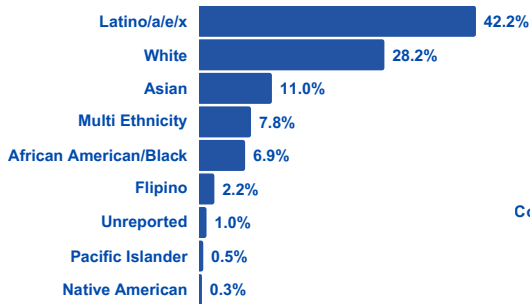
28.2%
First
Generation



20.8%
Full-Time
at Mesa

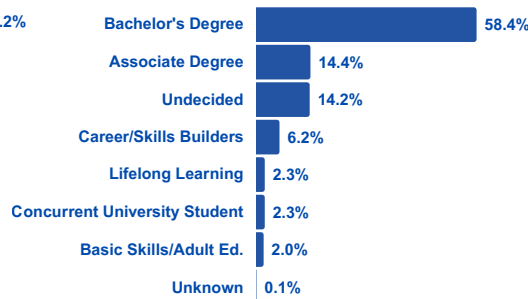
Ethnicity

n = 20,151



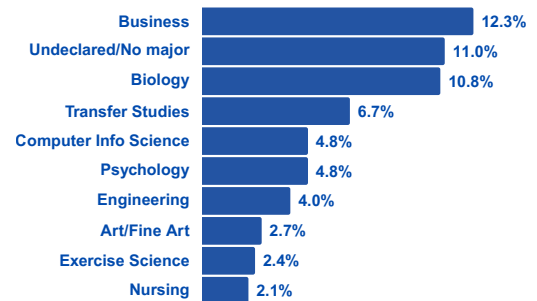
Educational Goals

n = 20,151



Top Academic Plans

n = 20,151



Three Year Fall Trends - Fall 2022 to Fall 2024

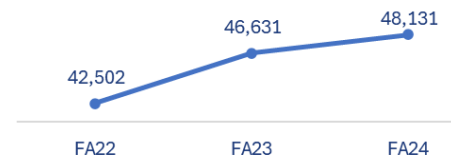
Headcount

*Unduplicated (undup) count



Enrollment

*Duplicated count



Latino/a/e/x

*Undup. largest minority group



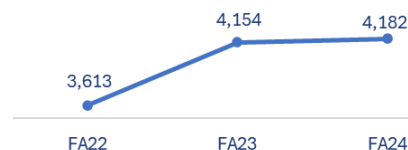
First Generation

*Undup



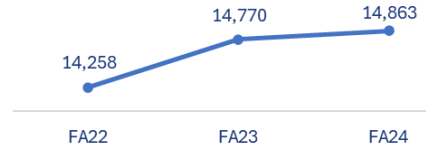
Mesa Full-Time

*Undup. enrolled in 12 or more units at Mesa



Online Students

*Undup. enrolled in one or more synchronous, asynchronous, hyflex, or hybrid course



Dual Enrollment

*Undup. enrolled in ACP or CCAP courses



Adult Learners

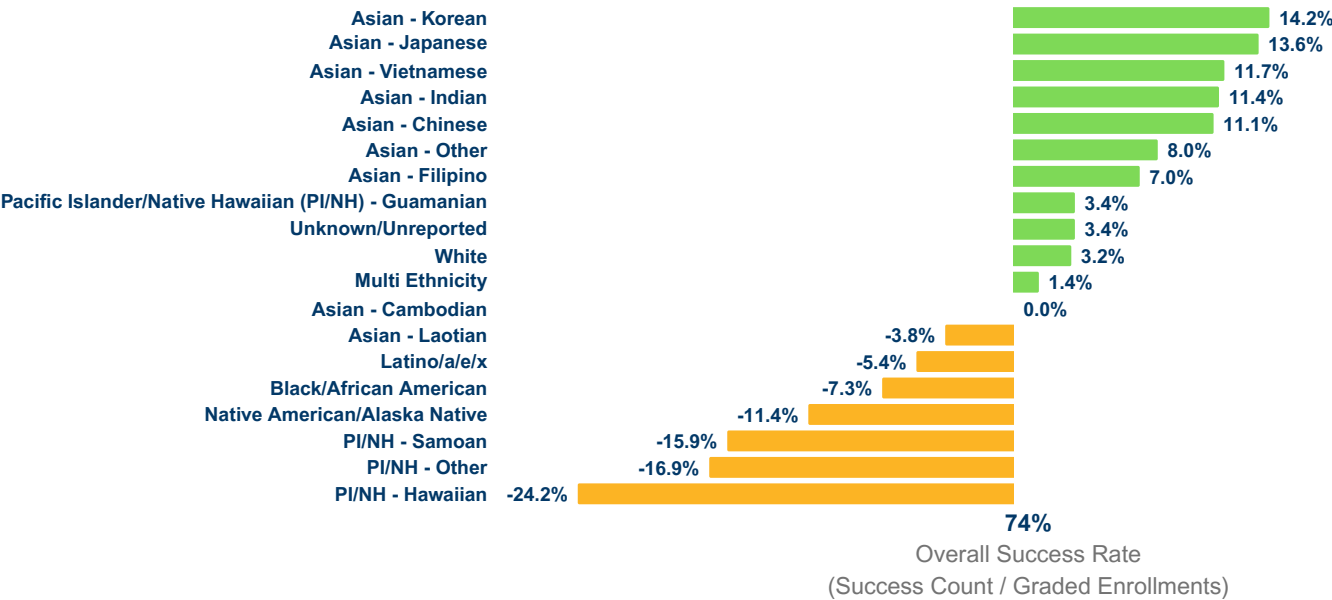
*Undup. 25 years or older



Fall 2024 Equity Gap Analysis

Student Course Success Rate by Ethnicity

Source: Course Outcomes Dashboard. Success Count: 35,720. Graded Enrollments: 48,119.



To view success rates disaggregated by API and Latine subcategories, please visit our Course Outcomes Dashboard: <http://bit.ly/3UBf88N>

Quick Glance - Outcomes Assessment

Source: Nuventive as of 8/14/2025.



2,815
Course Learning
Outcomes (CLOs)



66
Student Services
Outcomes (SSOs)

% of CLOs with Benchmarks

*2,659 benchmarks



% of SSOs with Benchmarks

*63 benchmarks



% of CLOs with Results

*2,118 results



% of SSOs with Results

*58 results

